




Columbia University: Arts & Sciences
A&S Fall 2021 Standard Evaluation

Course: Frontiers of Justice Lecture-PSYCUN2690_001_2021_3 - Frontiers of Justice: PSYCW2690_001_2021_3_131085
Instructor: Geraldine Downey,Ayanna Sorett
TA: Yousef Abou Areda,Alysha Acosta,James Dunlea * ,Zenayah Roache,Abigail Everrett
Response Rate: 25/52 (48.08 %)

1 - What are the strengths and weaknesses of James Dunlea (discussion section leader, lab section leader, grader) as an instructor, and how might James Dunlea's teaching be improved?

Response Rate	7/52 (13.46%)
<ul style="list-style-type: none"> • Very good with getting back to students and following them along the way during the different assignments • James was a wonderful, helpful, committed, and engaged TA! • James provides helpful and detailed responses to weekly writing assignments. The assignments work well for ensuring deeper understanding of the course materials covered in the lectures. James is considerate, thoughtful, and helpful in his teaching style. • James was an excellent TA!!! He was super knowledgeable, understanding, and helpful. He provided helpful and transparent guidance and also went the extra mile to help students who had questions outside of class, related to careers or receiving letters of recommendation. I really appreciated his openness in that regard. I would recommend anyone to choose him as a TA! • James is a star. I couldn't have gotten through this course if it wasn't for James. On top of being brilliant he is understanding. • James was a very engaging TA and a very thoughtful grader. • James has been my best TA at Columbia thus far. He goes above and beyond for his students and is very responsive and reliable. 	

2 - What is the overall teaching effectiveness of James Dunlea?

Response Option	Weight	Frequency	Percent	Percent Responses	Means		
Excellent	(5)	7	77.78%			4.78	
Very Good	(4)	2	22.22%				
Good	(3)	0	0.00%				
Fair	(2)	0	0.00%				
Poor	(1)	0	0.00%				
				0 25 50 100	Question		
Response Rate				Mean	STD	Median	
9/52 (17.31%)				4.78	0.44	5.00	